

CITY OF CATOOSA, OKLAHOMA

SINKING FUND SCHEDULES

JUNE 30, 2023

AND

SINKING FUND

ESTIMATE OF NEEDS

FOR

FISCAL YEAR ENDING

JUNE 30, 2024

STATE OF OKLAHOMA
COUNTY OF ROGERS
FILED

2023 AUG 28 AM 11:25

COUNTY CLERK



STATE AUDITOR
/ INSPECTOR

FILED

OCT 23 2023

STATE AUDITOR & INSPECTOR

Rogers

Pursuant to 11 O.S., 2021, Section 17-208, "The municipal governing body shall hold a public hearing on the proposed budget no later than fifteen (15) days prior to the beginning of the budget year. Notice of date, time and place of the hearing, together with the proposed budget summary, shall be published in a newspaper of general circulation in the municipality not less than five (5) days before the date of the hearing."

Please attach proof of publication.



The City of Catoosa will hold a public hearing on its proposed budget for FY 2023-2024 during a Regular City Council meeting on June 12, 2023, at 6:00 P.M. at the Catoosa City Hall, 214 S. Cherokee, Catoosa, Oklahoma 74015. Residents may submit their comments during the meeting or in writing to the City Clerk, vsutton@cityofcatoosa.org, prior to the meeting. The budget summary for the FY 2023-2024 proposed budget is below:

| Fund: | Estimated Revenue: | Proposed Budget: |
|----------------------------|------------------------|------------------------|
| General Fund | \$15,294,188.79 | \$12,425,487.18 |
| PWA Fund | \$7,400,082.52 | \$4,100,050.00 |
| 911 Enhancement Fund | \$41,232.43 | \$3,500.00 |
| A&D Fund | \$1,082.26 | \$- |
| Cemetery Fund | \$55,662.25 | \$5,050.00 |
| Fire Department Fund | \$2,353,834.57 | \$1,593,424.00 |
| Grant Fund | \$93,524.49 | \$10,000.00 |
| Police Training Fund | \$80,094.96 | \$79,944.00 |
| PWA O&M Fund | \$10,002,200.86 | \$1,500,000.00 |
| Recreational Services Fund | \$1,972,402.65 | \$534,160.00 |
| Retirement Fund | \$47,659.64 | \$10,516.00 |
| Technology Fund | \$45,230.28 | \$20,000.00 |
| CIA Fund | \$2,212,094.87 | \$2,200,000.00 |
| CEDA Fund | \$240,359.58 | \$76,500.00 |
| Bond Fund | \$17,695,052.45 | \$17,695,052.45 |
| ARPA Fund | \$1,118,580.46 | \$1,118,580.46 |
| Sinking Fund | \$2,666,733.02 | \$892,500.00 |
| Total: | \$61,320,016.06 | \$42,264,764.09 |

This notice was filed in the office of the City Clerk and posted June 5, 2023 by 11:30 a.m. on the bulletin board located on the North side of the Catoosa City Hall building, 214 South Cherokee, Catoosa, Oklahoma 74015 and on the City's website June 5, 2023 at: www.cityofcatoosa.org/agendacenter.

State law requires notice to be published five days prior to the public hearing. This notice was given to The Claremore Progress and The Independent newspaper on June 5, 2023, to ensure publication on June 7, 2023.


 Vicky Sutton, City Clerk



AFFIDAVIT OF PUBLICATION
County of Rogers, State of Oklahoma

The Claremore Daily Progress
315 W. Will Rogers Blvd.
P.O. Box 248
Claremore, OK. 74018
918-341-1101

Proposed Budget FY 2023-2024

I, **JOE MACK**, of lawful age, being duly sworn, upon oath deposes and says that I am the Publisher of The Claremore Progress, a daily publication that is a "legal newspaper" as that phrase is defined in 25 O.S. § 106, as amended to date, for the city of Claremore, for the County of Rogers, in the State of Oklahoma. The attachment hereto contains a true and correct copy of what was published in the regular edition of said newspaper, and not in a supplement, in consecutive issues on the following dates:


PUBLICATION DATES:

June 7, 2023



Joe Mack, General Manager

Signed and sworn to before me
on this 7th of June, 2023


Sheila A Knight, Notary Public

My Commission expires: 08-11-2025
Commission # 21010557

Publisher's Fee \$71.40



Public Notice

PUBLISHED In THE CLAREMORE DAILY PROGRESS, Claremore, Rogers County, Oklahoma, June 7, 2023.

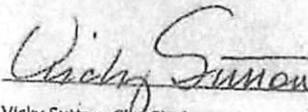


The City of Catoosa will hold a public hearing on its proposed budget for FY 2023-2024 during a Regular City Council meeting on June 12, 2023, at 6:00 P.M. at the Catoosa City Hall, 214 S. Cherokee, Catoosa, Oklahoma 74015. Residents may submit their comments during the meeting or in writing to the City Clerk, vsutton@cityofcatoosa.org, prior to the meeting. The budget summary for the FY 2023-2024 proposed budget is below:

| Fund: | Estimated Revenue: | Proposed Budget: |
|----------------------------|--------------------|------------------|
| General Fund | \$15,294,188.79 | \$12,425,487.18 |
| PWA Fund | \$7,400,082.52 | \$4,100,050.00 |
| 911 Enhancement Fund | \$41,232.43 | \$3,500.00 |
| A&D Fund | \$1,082.26 | \$- |
| Cemetery Fund | \$55,662.25 | \$5,050.00 |
| Fire Department Fund | \$2,353,834.57 | \$1,593,424.00 |
| Grant Fund | \$93,524.49 | \$10,000.00 |
| Police Training Fund | \$80,094.96 | \$79,944.00 |
| PWA O&M Fund | \$10,002,200.86 | \$1,500,000.00 |
| Recreational Services Fund | \$1,972,402.65 | \$534,160.00 |
| Retirement Fund | \$47,659.64 | \$10,516.00 |
| Technology Fund | \$45,230.28 | \$20,000.00 |
| CIA Fund | \$2,212,094.87 | \$2,200,000.00 |
| CEDA Fund | \$240,359.58 | \$76,500.00 |
| Bond Fund | \$17,695,052.45 | \$17,695,052.45 |
| ARPA Fund | \$1,118,580.46 | \$1,118,580.46 |
| Sinking Fund | \$2,666,733.02 | \$892,500.00 |
| Total: | \$61,920,016.06 | \$42,264,764.09 |

This notice was filed in the office of the City Clerk and posted June 5, 2023 by 11:30 a.m. on the bulletin board located on the North side of the Catoosa City Hall building, 214 South Cherokee, Catoosa, Oklahoma 74015 and on the City's website June 5, 2023 at: www.cityofcatoosa.org/arendcenter.

State law requires notice to be published five days prior to the public hearing. This notice was given to The Claremore Progress and The Independent newspaper on June 5, 2023, to ensure publication on June 7, 2023.


Vicky Sutton, City Clerk



INDEX

Cover Page

Index

Proof of Publication Page

| | |
|-----------|---|
| Form SF-1 | Balance Sheet and Estimate of Sinking Fund Needs |
| Form SF-2 | Statement of Cash Accounts, Disbursements and Balance |
| Form SF-3 | Detail status of Bond and Coupon Indebtedness |
| Form SF-4 | Statement of Investments |

City of Catoosa

**Sinking Fund
County Excise Board's Appropriation of Income and Revenues
2023-24 Estimate of Needs**

| | |
|---|-------------|
| 1. To Finance Approved Budget in the Sum of (SF-1 Line 25) | \$1,709,258 |
| 2. Excess of Assets Over Liabilities (SF-1 Line 17) | 46,786 |
| 3. Other Deductions: | |
| 4. Balance Required to Raise | \$1,662,472 |
| 5. Add 5% Overlevy for Delinquent Tax | 83,124 |
| 6. Gross Balance of Requirements Appropriated from 2023 Ad Valorem Tax | \$1,745,596 |
| 7. Net Assessed Valuation | 110,364,287 |
| 8. Mill Levy | 15.82 |

CITY OF CATOOSA, OKLAHOMA
SINKING FUND
June 30, 2023

Form SF-1

| Line No. | Balance Sheets | Sinking Fund | |
|----------|--|-----------------------|---------------------|
| | | Detail | Extension |
| | Assets: | | |
| 1 | Cash balance (Form SF-2, Line 21) | 941,161.21 | |
| 2 | Investments (Form SF-4, Col. 6) | | |
| 3 | Cash with Paying Agent | | |
| 4 | | | |
| 5 | | | |
| 6 | Total Assets | | <u>\$941,161.21</u> |
| | Liabilities: | | |
| 7 | Matured bonds outstanding (Form SF-3, Col. 19) | 0.00 | |
| 8 | Accrual on unmatured bonds (Form SF-3, Col. 18) | 820,000.00 | |
| 9 | Accrual on final coupons (Form SF-3, Col. 27) | 0.00 | |
| 10 | Unpaid interest coupons accrued (Form SF-3, Col. 34) - Matured | 0.00 | |
| 11 | Fiscal agency commission on above | 0.00 | |
| 12 | Judgments and interest levied | 0.00 | |
| 13 | Unpaid interest coupons accrued (Form SF-3, Col. 35) - Unmatured | 74,375.00 | |
| 14 | | | |
| 15 | | | |
| 16 | Total Liabilities | | <u>\$894,375.00</u> |
| 17 | Excess of assets over liabilities (To Form SF-7, Line 2) | | <u>\$46,786.21</u> |
| | Estimate of Sinking Fund Needs - Next Year | | |
| 18 | Interest required on bonds (Form SF-3, Col. 29) | 888,958.33 | |
| 19 | Accrual on bonds (Form SF-3, Col. 12) | 820,000.00 | |
| 20 | Accrual on judgments (Form SF-5, Line 12A) | | |
| 21 | Interest accruals on judgments (Form SF-5, Line 12B) | | |
| 22 | Commissions - Fiscal agencies | 300.00 | |
| 23 | | | |
| 24 | | | |
| 25 | Total Sinking Fund Provision (To Form SF-7, Line 1) | <u>\$1,709,258.33</u> | |

SINKING FUND
STATEMENT OF CASH ACCOUNTS, DISBURSEMENTS AND BALANCES
For the Fiscal Year Ended June 30, 2023

| <u>Line</u> <u>No.</u> | <u>Sinking Fund</u> | |
|------------------------------|---------------------|--|
| 1 | 472,764.42 | Cash balance, Beginning of year, July 1, 2022 |
| 2 | - | Investments liquidated during year (Form SF-4, Col. 3) |
| Receipts and Apportionments: | | |
| 3 | 1,360,896.79 | Ad Valorem Tax |
| 4 | | Bond Premium |
| 5 | | Accrued Interest on Bonds Issued |
| 6 | | Interest Earned |
| 7 | | |
| 8 | | |
| 9 | 1,360,896.79 | Total receipts and apportionments |
| 10 | 1,833,661.21 | Total Available Resources |
| Disbursements: | | |
| 11 | 892,500.00 | Interest coupons paid (Form SF-3, Col. 33) |
| 12 | - | Bonds paid (Form SF-3, Col. 16) |
| 13 | | Commission paid fiscal agency |
| 15 | | Interest paid on judgments |
| 16 | | Investments purchased (Form SF-4, Col. 2) |
| 17 | | |
| 18 | | |
| 19 | | |
| 20 | 892,500.00 | Total disbursements |
| 21 | 941,161.21 | Cash balance - End of year, June 30, 2023 (To Form SF-1, Line 1) |

SINKING FUND SCHEDULES
Detailed Status of Bond and Coupon Indebtedness as of June 30, 2023 and Accruals Thereon

| | 1 | 2 | 3 | 4 | 5 | 6 | 7 |
|----|-----------------------|---------------|----------------------|----------------------|---------------------------------|------------------------|--------------------------|
| | Purpose of Bond Issue | Date of Issue | Date of Sale (Close) | Date Maturing Begins | Amount of Each Uniform Maturity | Date of Final Maturity | Amount of Final Maturity |
| 1 | 2022A | 6/1/2022 | 6/29/2022 | 06/01/23 | 850,000 | 06/01/47 | 950,000 |
| 2 | | | | | | | |
| 3 | | | | | | | |
| 4 | | | | | | | |
| 5 | | | | | | | |
| 6 | | | | | | | |
| 7 | | | | | | | |
| 8 | | | | | | | |
| 9 | | | | | | | |
| 10 | | | | | | | |
| 11 | | | | | | | |
| 12 | | | | | | | |
| 13 | | | | | | | |
| 14 | | | | | | | |
| 15 | | | | | | | |
| 16 | | | | | | | |
| 17 | | | | | | | |
| 18 | | | | | | | |
| 19 | | | | | | | |
| 20 | | | | | | | |
| 21 | | | | | | | |
| 22 | | | | | | | |
| 23 | | | | | | | |
| 24 | | | | | | | |
| 25 | | | | | | | |
| 26 | | | | | | | |
| 27 | | | | | | | |
| 28 | | | | | | | |
| 29 | | | | | | | |
| 30 | | | | | | | |
| 31 | | | | | | | |
| 32 | | | | | | | |
| 33 | | | | | | | |
| 34 | | | | | | | |
| 35 | | | | | | | |
| 36 | | | | | | | |
| | PAGE TOTAL | | | | | | |
| | GRAND TOTAL | | | | 850,000 | 53,844 | 950,000 |

SINKING FUND SCHEDULES
Detailed Status of Bond and Coupon Indebtedness as of June 30, 2023 and Accruals Thereon

| | 8 | 9 | 10 | 11 | 12 | 13 | 14 |
|----|-----------------------------|---|--|---------------------|-----------------------------|------------------|---------------------------------|
| | Amount of Original Issue | Cancelled Funded or In Judgment or Delayed for Final Levy Year | Bond Issues Accruing by Tax Levy | Tax Years to Run | Normal Annual Accrual | Tax Years Run | Accrual Liability To Date |
| 1 | 20,500,000 | | 20,500,000 | 25 | 820,000 | 1 | 820,000 |
| 2 | | | | | | | |
| 3 | | | | | | | |
| 4 | | | | | | | |
| 5 | | | | | | | |
| 6 | | | | | | | |
| 7 | | | | | | | |
| 8 | | | | | | | |
| 9 | | | | | | | |
| 10 | | | | | | | |
| 11 | | | | | | | |
| 12 | | | | | | | |
| 13 | | | | | | | |
| 14 | | | | | | | |
| 15 | | | | | | | |
| 16 | | | | | | | |
| 17 | | | | | | | |
| 18 | | | | | | | |
| 19 | | | | | | | |
| 20 | | | | | | | |
| 21 | | | | | | | |
| 22 | | | | | | | |
| 23 | | | | | | | |
| 24 | | | | | | | |
| 25 | | | | | | | |
| 26 | | | | | | | |
| 27 | | | | | | | |
| 28 | | | | | | | |
| 29 | | | | | | | |
| 30 | | | | | | | |
| 31 | | | | | | | |
| 32 | | | | | | | |
| 33 | | | | | | | |
| 34 | | | | | | | |
| 35 | | | | | | | |
| 36 | | | | | | | |

PAGE TOTAL

GRAND TOTAL

| | | | | | | | |
|--------------------|--|--|--|--|--|--|-------------------|
| 820,000.00 | | | | | | | 820,000.00 |
| (To SF-1, Line 19) | | | | | | | |

SINKING FUND SCHEDULES
Detailed Status of Bond and Coupon Indebtedness as of June 30, 2023 and Accruals Thereon

| | 15 | 16 | 17 | 18 | 19 | 20 |
|----|--|-----------------------------------|----------------------------|--------------------------------------|-------------------------|------------|
| | Basis of Accruals Contemplated on Net Collections or Better in Anticipation | | | | | |
| | Deductions From Total Accruals | | | | Total Bonds Outstanding | |
| | Bonds Paid Prior to 6/30/2022 | Bonds Paid During 2022-2023 | Matured Bonds Unpaid | Balance of Liability 6/30/2023 | Matured | Unmatured |
| 1 | | | | 820,000 | | 20,500,000 |
| 2 | | | | | | |
| 3 | | | | | | |
| 4 | | | | | | |
| 5 | | | | | | |
| 6 | | | | | | |
| 7 | | | | | | |
| 8 | | | | | | |
| 9 | | | | | | |
| 10 | | | | | | |
| 11 | | | | | | |
| 12 | | | | | | |
| 13 | | | | | | |
| 14 | | | | | | |
| 15 | | | | | | |
| 16 | | | | | | |
| 17 | | | | | | |
| 18 | | | | | | |
| 19 | | | | | | |
| 20 | | | | | | |
| 21 | | | | | | |
| 22 | | | | | | |
| 23 | | | | | | |
| 24 | | | | | | |
| 25 | | | | | | |
| 26 | | | | | | |
| 27 | | | | | | |
| 28 | | | | | | |
| 29 | | | | | | |
| 30 | | | | | | |
| 31 | | | | | | |
| 32 | | | | | | |
| 33 | | | | | | |
| 34 | | | | | | |
| 35 | | | | | | |
| 36 | | | | | | |

PAGE TOTAL

GRAND TOTAL 0 820,000 20,500,000
 (To SF-2, Line 12) (To SF-1, Line 8) (To SF-1, Line 7)

SINKING FUND SCHEDULES
Detailed Status of Bond and Coupon Indebtedness as of June 30, 2023 and Accruals Thereon

| | 21 | 22 | 23 | 24 | 25 | 26 | 27 | 28 | 29 |
|----|--------------------|---------------|-----------------------------------|--------------------|------------------------|---------------------|-----------------------------|--|---|
| | Coupon Computation | | Terminal Interest To Accrue | Years To Run | Accrue Each Year | Tax Years Run | Total Accrued To Date | Current Interest Earnings Through 2023-2024 | Total Interest To Levy For 2023 - 2024 Sum of Cols. 25 & 28 |
| | Coupon Due | % Interest | | | | | | | |
| 1 | Jun-23 | 4% TO 5% | | | | | | 888,958.33 | 888,958.33 |
| 2 | | | | | | | | | |
| 3 | | | | | | | | | |
| 4 | | | | | | | | | |
| 5 | | | | | | | | | |
| 6 | | | | | | | | | |
| 7 | | | | | | | | | |
| 8 | | | | | | | | | |
| 9 | | | | | | | | | |
| 10 | | | | | | | | | |
| 11 | | | | | | | | | |
| 12 | | | | | | | | | |
| 13 | | | | | | | | | |
| 14 | | | | | | | | | |
| 15 | | | | | | | | | |
| 16 | | | | | | | | | |
| 17 | | | | | | | | | |
| 18 | | | | | | | | | |
| 19 | | | | | | | | | |
| 20 | | | | | | | | | |
| 21 | | | | | | | | | |
| 22 | | | | | | | | | |
| 23 | | | | | | | | | |
| 24 | | | | | | | | | |
| 25 | | | | | | | | | |
| 26 | | | | | | | | | |
| 27 | | | | | | | | | |
| 28 | | | | | | | | | |
| 29 | | | | | | | | | |
| 30 | | | | | | | | | |
| 31 | | | | | | | | | |
| 32 | | | | | | | | | |
| 33 | | | | | | | | | |
| 34 | | | | | | | | | |
| 35 | | | | | | | | | |
| 36 | | | | | | | | | |
| | PAGE TOTAL | | | | | | | | |
| | GRAND TOTAL | | 0.00 | | | | 0.00 | 888,958.33 | 888,958.33 |
| | | | | | | | (To SF-1, Line 9) | (To SF-1, Line 18) | |

SINKING FUND SCHEDULES
Detailed Status of Bond and Coupon Indebtedness as of June 30, 2023 and Accruals Thereon

| | 30 | 31 | 32 | 33 | 34 | 35 |
|----|---|-----------|--|-------------------------------------|---|---------------------------------|
| | Interest Earned But Unpaid 6/30/2022 | | | | Interest Earned But Unpaid 6/30/2023 | |
| | Matured | Unmatured | Interest Earnings Through 06/30/23 | Coupons Paid Through 06/30/23 | Matured | Unmatured |
| 1 | | | 966,875.00 | 892,500.00 | | 74,375.00 |
| 2 | | | | | | |
| 3 | | | | | | |
| 4 | | | | | | |
| 5 | | | | | | |
| 6 | | | | | | |
| 7 | | | | | | |
| 8 | | | | | | |
| 9 | | | | | | |
| 10 | | | | | | |
| 11 | | | | | | |
| 12 | | | | | | |
| 13 | | | | | | |
| 14 | | | | | | |
| 15 | | | | | | |
| 16 | | | | | | |
| 17 | | | | | | |
| 18 | | | | | | |
| 19 | | | | | | |
| 20 | | | | | | |
| 21 | | | | | | |
| 22 | | | | | | |
| 23 | | | | | | |
| 24 | | | | | | |
| 25 | | | | | | |
| 26 | | | | | | |
| 27 | | | | | | |
| 28 | | | | | | |
| 29 | | | | | | |
| 30 | | | | | | |
| 31 | | | | | | |
| 32 | | | | | | |
| 33 | | | | | | |
| 34 | | | | | | |
| 35 | | | | | | |
| 36 | | | | | | |
| | PAGE TOTAL | | | | | |
| | GRAND TOTAL | 0.00 | 966,875.00 | 892,500.00 (To SF-2, Line 11) | (To SF-1, Line 10) | 74,375.00 (To SF-1, Line 13) |

CITY OF CATOOSA, OKLAHOMA

We certify that the total assessed valuation of the property, subject to Ad Valorem taxes, Excluding Homestead and Other Exemptions approved, in the Municipality as finally equalized and certified by the State Board of Equalization for the current year 2023 - 2024 as follows:

| | <u>ROGERS COUNTY</u> | <u>WAGONER COUNTY</u> | <u>TOTAL</u> |
|-------------------------|----------------------|-----------------------|------------------|
| REAL PROPERTY | \$ 69,761,183 | \$7,966,644 | \$ 77,727,827 |
| PERSONAL PROPERTY | 25,556,414 | 382,723 | 25,939,137 |
| PUBLIC SERVICE PROPERTY | <u>6,492,415</u> | <u>204,908</u> | <u>6,697,323</u> |
| TOTAL | \$101,810,012 ✓ | \$8,554,275 ✓ | \$110,364,287 |

and that the assessed valuations herein certified have been used in computing the rates of mill levies and the proceeds thereof as aforesaid; and that having ascertained as aforesaid, the aggregate amount to be raised by Ad Valorem taxation, we thereupon made the levies therefore, as provided by laws as follows:

SINKING FUND 15.82 mills TOTAL 15.82 mills


We do hereby order the above levies to be certified forthwith by the Secretary of this Board to the County Assessor of Said County, in order that the County Assessor may immediately extend said levies upon the Tax Rolls for the Year 2023, without regard to any protest that may be filed against any levies, as required by 68 O.S. 2021, Section 2474. We fully certify that the said appropriation and the mill-rate levies, as aforesaid, are within the limitation provided by law.

Dated this 10th day of October, 2023,

at Claremore, Oklahoma

Member

[Signature]
Member



Chairman of the County Excise Board

Attest: [Signature]

Secretary of the County Excise Board

2023 WAGONER COUNTY ASSESSOR'S OFFICE REPORT TO THE EXCISE BOARD

07/31/2023

| City/Village | | | | | | | | |
|-------------------------------------|--------------------------|-------------------|--------------------|-------------------|--------------------|----------------------|------------------|--------------------|
| DISTRICT | DESCRIPTION | PERSONAL PROPERTY | REAL PROPERTY | PUBLIC SERVICE | TOTAL VALUATION | HOMESTEAD EXEMPTIONS | OTHER EXEMPTIONS | NET VALUATION |
| T017 | COWETA CITY | 39,273,218 | 70,781,377 | 6,819,804 | 116,874,399 | 1,695,875 | 1,363,608 | 113,814,916 |
| T019 | WAGONER CITY | 5,869,511 | 42,726,299 | 3,080,157 | 51,675,967 | 1,335,825 | 942,899 | 49,397,243 |
| T011 | OKAY CITY | 299,748 | 1,844,247 | 332,357 | 2,476,352 | 118,443 | 38,530 | 2,319,379 |
| T0M2 | BIXBY CITY-HASKELL SCHOO | 148,723 | 742,629 | 4,012 | 895,364 | 8,000 | 59,308 | 828,056 |
| T0R2 | CATOOSA CITY | 382,723 | 8,197,591 | 204,908 | 8,785,222 | 187,000 | 43,947 | 8,554,275 |
| T0T3 | BROKEN ARROW CITY | 20,089,945 | 200,420,807 | 7,111,796 | 227,622,548 | 4,002,137 | 4,256,375 | 219,364,036 |
| T0T4 | BIXBY CITY-BIXBY SCHOOL | 1,986 | 1,620,593 | 76,424 | 1,699,003 | 46,000 | 28,061 | 1,624,942 |
| TCR2 | CATOOSA SCHOOL/TULSA CIT | 357,745 | 456,764 | 177,007 | 991,516 | 8,000 | 0 | 983,516 |
| TCT1 | TULSA SCHOOLS/TULSA CITY | 1,075 | 107,262 | 749,487 | 857,824 | 3,000 | 0 | 854,824 |
| TCT3 | BROKEN ARROW SCHOOL/TULS | 511 | 98,705 | 2,655,783 | 2,754,999 | 0 | 0 | 2,754,999 |
| TP65 | PORTER CITY | 154,761 | 2,188,061 | 499,440 | 2,842,262 | 124,095 | 97,042 | 2,621,125 |
| TR65 | REDBIRD CITY | 14,856 | 308,702 | 142,033 | 465,591 | 21,030 | 15,288 | 429,273 |
| TT65 | TULLAHASSEE CITY | 10,054 | 197,854 | 91,032 | 298,940 | 19,492 | 20,265 | 259,183 |
| CITY/VILLAGE TOTAL VALUATION | | 66,604,856 | 329,690,891 | 21,944,240 | 418,239,987 | 7,568,897 | 6,865,323 | 403,805,767 |

| Comm-College | | | | | | | | |
|-------------------------------------|-----------------------|-------------------|--------------------|-------------------|--------------------|----------------------|-------------------|--------------------|
| DISTRICT | DESCRIPTION | PERSONAL PROPERTY | REAL PROPERTY | PUBLIC SERVICE | TOTAL VALUATION | HOMESTEAD EXEMPTIONS | OTHER EXEMPTIONS | NET VALUATION |
| V004 | MUSKOGEE CNTY VO-TECH | 23,278,119 | 287,413,743 | 31,793,494 | 342,485,356 | 8,159,298 | 8,899,742 | 325,426,316 |
| V011 | ROGERS CNTY VO-TECH | 160,912 | 2,962,713 | 97,104 | 3,220,729 | 144,834 | 75,926 | 2,999,969 |
| V018 | TULSA CNTY VO-TECH | 61,672,256 | 426,362,922 | 22,998,455 | 511,033,633 | 9,141,170 | 9,435,795 | 492,456,668 |
| COMM-COLLEGE TOTAL VALUATION | | 85,111,287 | 716,739,378 | 54,889,053 | 856,739,718 | 17,445,302 | 18,411,463 | 820,882,953 |

| County | | | | | | | | |
|-------------------------------|----------------|-------------------|--------------------|-------------------|--------------------|----------------------|-------------------|--------------------|
| DISTRICT | DESCRIPTION | PERSONAL PROPERTY | REAL PROPERTY | PUBLIC SERVICE | TOTAL VALUATION | HOMESTEAD EXEMPTIONS | OTHER EXEMPTIONS | NET VALUATION |
| C001 | WAGONER COUNTY | 85,111,287 | 716,739,378 | 54,889,053 | 856,739,718 | 17,445,302 | 18,411,463 | 820,882,953 |
| COUNTY TOTAL VALUATION | | 85,111,287 | 716,739,378 | 54,889,053 | 856,739,718 | 17,445,302 | 18,411,463 | 820,882,953 |

| School | | | | | | | | |
|----------|-------------|-------------------|---------------|----------------|-----------------|----------------------|------------------|---------------|
| DISTRICT | DESCRIPTION | PERSONAL PROPERTY | REAL PROPERTY | PUBLIC SERVICE | TOTAL VALUATION | HOMESTEAD EXEMPTIONS | OTHER EXEMPTIONS | NET VALUATION |

2023 WAGONER COUNTY ASSESSOR'S OFFICE REPORT TO THE EXCISE BOARD

07/31/2023

| City/Village | | | | | | | | |
|-------------------------------------|--------------------------|-------------------|--------------------|-------------------|--------------------|----------------------|------------------|--------------------|
| DISTRICT | DESCRIPTION | PERSONAL PROPERTY | REAL PROPERTY | PUBLIC SERVICE | TOTAL VALUATION | HOMESTEAD EXEMPTIONS | OTHER EXEMPTIONS | NET VALUATION |
| T017 | COWETA CITY | 39,273,218 | 70,781,377 | 6,819,804 | 116,874,399 | 1,695,875 | 1,363,608 | 113,814,916 |
| T019 | WAGONER CITY | 5,869,511 | 42,726,299 | 3,080,157 | 51,675,967 | 1,335,825 | 942,899 | 49,397,243 |
| T011 | OKAY CITY | 299,748 | 1,844,247 | 332,357 | 2,476,352 | 118,443 | 38,530 | 2,319,379 |
| T0M2 | BIXBY CITY-HASKELL SCHOO | 148,723 | 742,629 | 4,012 | 895,364 | 8,000 | 59,308 | 828,056 |
| T0R2 | CATOOSA CITY | 382,723 | 8,197,591 | 204,908 | 8,785,222 | 187,000 | 43,947 | 8,554,275 |
| T0T3 | BROKEN ARROW CITY | 20,089,945 | 200,420,807 | 7,111,796 | 227,622,548 | 4,002,137 | 4,256,375 | 219,364,036 |
| T0T4 | BIXBY CITY-BIXBY SCHOOL | 1,986 | 1,620,593 | 76,424 | 1,699,003 | 46,000 | 28,061 | 1,624,942 |
| TCR2 | CATOOSA SCHOOL/TULSA CIT | 357,745 | 456,764 | 177,007 | 991,516 | 8,000 | 0 | 983,516 |
| TCT1 | TULSA SCHOOLS/TULSA CITY | 1,075 | 107,262 | 749,487 | 857,824 | 3,000 | 0 | 854,824 |
| TCT3 | BROKEN ARROW SCHOOL/TULS | 511 | 98,705 | 2,655,783 | 2,754,999 | 0 | 0 | 2,754,999 |
| TP65 | PORTER CITY | 154,761 | 2,188,061 | 499,440 | 2,842,262 | 124,095 | 97,042 | 2,621,125 |
| TR65 | REDBIRD CITY | 14,856 | 308,702 | 142,033 | 465,591 | 21,030 | 15,288 | 429,273 |
| TT65 | TULLAHASSEE CITY | 10,054 | 197,854 | 91,032 | 298,940 | 19,492 | 20,265 | 259,183 |
| CITY/VILLAGE TOTAL VALUATION | | 66,604,856 | 329,690,891 | 21,944,240 | 418,239,987 | 7,568,897 | 6,865,323 | 403,805,767 |

| Comm-College | | | | | | | | |
|-------------------------------------|-----------------------|-------------------|--------------------|-------------------|--------------------|----------------------|-------------------|--------------------|
| DISTRICT | DESCRIPTION | PERSONAL PROPERTY | REAL PROPERTY | PUBLIC SERVICE | TOTAL VALUATION | HOMESTEAD EXEMPTIONS | OTHER EXEMPTIONS | NET VALUATION |
| V004 | MUSKOGEE CNTY VO-TECH | 23,278,119 | 287,413,743 | 31,793,494 | 342,485,356 | 8,159,298 | 8,899,742 | 325,426,316 |
| V011 | ROGERS CNTY VO-TECH | 160,912 | 2,962,713 | 97,104 | 3,220,729 | 144,834 | 75,926 | 2,999,969 |
| V018 | TULSA CNTY VO-TECH | 61,672,256 | 426,362,922 | 22,998,455 | 511,033,633 | 9,141,170 | 9,435,795 | 492,456,668 |
| COMM-COLLEGE TOTAL VALUATION | | 85,111,287 | 716,739,378 | 54,889,053 | 856,739,718 | 17,445,302 | 18,411,463 | 820,882,953 |

| County | | | | | | | | |
|-------------------------------|----------------|-------------------|--------------------|-------------------|--------------------|----------------------|-------------------|--------------------|
| DISTRICT | DESCRIPTION | PERSONAL PROPERTY | REAL PROPERTY | PUBLIC SERVICE | TOTAL VALUATION | HOMESTEAD EXEMPTIONS | OTHER EXEMPTIONS | NET VALUATION |
| C001 | WAGONER COUNTY | 85,111,287 | 716,739,378 | 54,889,053 | 856,739,718 | 17,445,302 | 18,411,463 | 820,882,953 |
| COUNTY TOTAL VALUATION | | 85,111,287 | 716,739,378 | 54,889,053 | 856,739,718 | 17,445,302 | 18,411,463 | 820,882,953 |

| School | | | | | | | | |
|----------|-------------|-------------------|---------------|----------------|-----------------|----------------------|------------------|---------------|
| DISTRICT | DESCRIPTION | PERSONAL PROPERTY | REAL PROPERTY | PUBLIC SERVICE | TOTAL VALUATION | HOMESTEAD EXEMPTIONS | OTHER EXEMPTIONS | NET VALUATION |

2023 WAGONER COUNTY ASSESSOR'S OFFICE REPORT TO THE EXCISE BOARD

07/31/2023

| | | | | | | | | |
|-------------------------------|---------------------|-------------------|--------------------|-------------------|--------------------|-------------------|-------------------|--------------------|
| S017 | COWETA SCHOOL | 10,400,846 | 165,861,417 | 8,733,749 | 184,996,012 | 3,888,666 | 4,679,935 | 176,427,411 |
| S019 | WAGONER SCHOOL | 8,403,066 | 81,865,374 | 11,801,485 | 102,069,925 | 2,698,356 | 2,464,177 | 96,907,392 |
| S011 | OKAY SCHOOL | 1,220,053 | 13,069,116 | 5,750,859 | 20,040,028 | 587,718 | 721,414 | 18,730,896 |
| S0M2 | HASKELL SCHOOL | 991,340 | 4,936,636 | 145,084 | 6,073,060 | 159,926 | 289,350 | 5,623,784 |
| S0M3 | FT. GIBSON SCHOOL | 49,248 | 802,148 | 798,970 | 1,650,366 | 32,685 | 41,257 | 1,576,424 |
| S0R2 | CATOOSA SCHOOL | 4,841,536 | 22,633,338 | 1,294,664 | 28,769,538 | 608,000 | 224,777 | 27,936,761 |
| S0R5 | INOLA SCHOOL | 4,281 | 337,213 | 14,536 | 356,030 | 12,000 | 0 | 344,030 |
| S0T1 | TULSA SCHOOL | 1,570 | 113,228 | 750,279 | 865,077 | 3,000 | 0 | 862,077 |
| S0T3 | BROKEN ARROW SCHOOL | 56,785,607 | 401,995,763 | 20,877,088 | 479,658,458 | 8,484,170 | 9,182,957 | 461,991,331 |
| S0T4 | BIXBY SCHOOL | 43,543 | 1,620,593 | 76,424 | 1,740,560 | 46,000 | 28,061 | 1,666,499 |
| S365 | PORTER SCHOOL | 2,213,566 | 20,879,052 | 4,563,347 | 27,655,965 | 791,947 | 703,609 | 26,160,409 |
| SM17 | LOCUST GROVE SCHOOL | 49,088 | 621,153 | 22,059 | 692,300 | 36,212 | 6,681 | 649,407 |
| SM32 | MAYES SCHOOL | 107,543 | 2,004,347 | 60,509 | 2,172,399 | 96,622 | 69,245 | 2,006,532 |
| SCHOOL TOTAL VALUATION | | 85,111,287 | 716,739,378 | 54,889,053 | 856,739,718 | 17,445,302 | 18,411,463 | 820,882,953 |

TIF-District

| DISTRICT | DESCRIPTION | PERSONAL PROPERTY | REAL PROPERTY | PUBLIC SERVICE | TOTAL VALUATION | HOMESTEAD EXEMPTIONS | OTHER EXEMPTIONS | NET VALUATION |
|-------------------------------------|------------------|----------------------|----------------|----------------|--------------------|-------------------------|---------------------|----------------|
| 10002 | BROKEN ARROW TIF | 0 | 388,748 | 0 | 388,748 | 0 | 0 | 388,748 |
| TIF-DISTRICT TOTAL VALUATION | | 0 | 388,748 | 0 | 388,748 | 0 | 0 | 388,748 |

2023 WAGONER COUNTY ASSESSOR'S OFFICE REPORT TO THE EXCISE BOARD

07/31/2023

I, SANDY HODGES, Assessor of WAGONER County Oklahoma, do hereby certify that the foregoing is a true and correct statement of valuations for Real Estate, Personal Property, Public Service and Homestead Exemptions as certified by the State Board of Equalization and shown by the records in the County Assessor's office. Subscribed by my name and affixed the seal of the County Assessors office on this day of 07/31/2023.

State of Oklahoma)
) SS
WAGONER County)

Sandy Hodges


7/31/23
Date

SANDY HODGES
County Assessor
WAGONER County



I, , County Clerk of WAGONER County Oklahoma, do hereby certify that the above is a true, correct and complete list of the valuations of WAGONER County Oklahoma as certified by the WAGONER County Assessor's office.

Lori Hendricks



Seal

Excise Board:

Frank Hollingshead

St Butts

8/8/23
Date

2023 ROGERS COUNTY ASSESSOR'S OFFICE REPORT TO THE EXCISE BOARD

08/07/2023

| City/Village | | | | | | | | |
|-------------------------------------|--------------------|--------------------------|----------------------|-----------------------|------------------------|-----------------------------|-------------------------|----------------------|
| DISTRICT | DESCRIPTION | PERSONAL PROPERTY | REAL PROPERTY | PUBLIC SERVICE | TOTAL VALUATION | HOMESTEAD EXEMPTIONS | OTHER EXEMPTIONS | NET VALUATION |
| T010 | CLAREMORE CITY | 32,288,032 | 145,790,053 | 3,408,425 | 181,486,510 | 2,710,761 | 2,182,137 | 176,593,612 |
| T020 | CATOOSA CITY | 25,556,414 | 71,456,351 | 6,492,415 | 103,505,180 | 966,148 | 729,020 | 101,810,012 |
| T021 | OWASSO CITY | 401,081 | 40,081,971 | 711,184 | 41,194,236 | 598,289 | 527,566 | 40,068,381 |
| T030 | CHELSEA CITY | 1,051,388 | 5,780,640 | 645,168 | 7,477,196 | 272,604 | 85,299 | 7,119,293 |
| T040 | OOLOGAH CITY | 699,270 | 8,393,616 | 808,657 | 9,901,543 | 208,500 | 101,977 | 9,591,066 |
| T045 | TALALA CITY | 437,146 | 1,363,504 | 0 | 1,800,650 | 72,490 | 0 | 1,728,160 |
| T050 | INOLA CITY | 2,929,931 | 11,279,465 | 1,020,050 | 15,229,446 | 319,969 | 213,779 | 14,895,698 |
| T070 | FOYIL CITY | 300,804 | 1,324,030 | 113,128 | 1,737,962 | 57,891 | 57,571 | 1,622,500 |
| T080 | VERDIGRIS TOWN | 1,265,529 | 42,524,615 | 678,443 | 44,468,587 | 966,483 | 914,286 | 42,587,818 |
| CITY/VILLAGE TOTAL VALUATION | | 64,929,595 | 327,994,245 | 13,877,470 | 406,801,310 | 6,173,135 | 4,811,635 | 395,816,540 |

| Comm-College | | | | | | | | |
|-------------------------------------|---------------------|--------------------------|----------------------|-----------------------|------------------------|-----------------------------|-------------------------|----------------------|
| DISTRICT | DESCRIPTION | PERSONAL PROPERTY | REAL PROPERTY | PUBLIC SERVICE | TOTAL VALUATION | HOMESTEAD EXEMPTIONS | OTHER EXEMPTIONS | NET VALUATION |
| V011 | VO-TECH DISTRICT 11 | 133,116,026 | 762,735,028 | 117,457,570 | 1,013,308,624 | 18,219,660 | 17,375,796 | 977,713,168 |
| V018 | VO-TECH DISTRICT 18 | 71,152,511 | 118,848,718 | 10,070,933 | 200,072,162 | 1,557,887 | 1,471,227 | 197,043,048 |
| COMM-COLLEGE TOTAL VALUATION | | 204,268,537 | 881,583,746 | 127,528,503 | 1,213,380,786 | 19,777,547 | 18,847,023 | 1,174,756,216 |

| County | | | | | | | | |
|-------------------------------|--------------------|--------------------------|----------------------|-----------------------|------------------------|-----------------------------|-------------------------|----------------------|
| DISTRICT | DESCRIPTION | PERSONAL PROPERTY | REAL PROPERTY | PUBLIC SERVICE | TOTAL VALUATION | HOMESTEAD EXEMPTIONS | OTHER EXEMPTIONS | NET VALUATION |
| C001 | ROGERS COUNTY | 204,268,537 | 881,583,746 | 127,528,503 | 1,213,380,786 | 19,777,547 | 18,847,023 | 1,174,756,216 |
| COUNTY TOTAL VALUATION | | 204,268,537 | 881,583,746 | 127,528,503 | 1,213,380,786 | 19,777,547 | 18,847,023 | 1,174,756,216 |

| Fire-District | | | | | | | | |
|----------------------|------------------------|--------------------------|----------------------|-----------------------|------------------------|-----------------------------|-------------------------|----------------------|
| DISTRICT | DESCRIPTION | PERSONAL PROPERTY | REAL PROPERTY | PUBLIC SERVICE | TOTAL VALUATION | HOMESTEAD EXEMPTIONS | OTHER EXEMPTIONS | NET VALUATION |
| F001 | VERDIGRIS FIRE | 78,546,891 | 76,526,526 | 3,872,591 | 158,946,008 | 0 | 0 | 158,946,008 |
| F002 | LIMESTONE FIRE DIST | 1,229,267 | 111,964,179 | 1,218,560 | 114,412,006 | 0 | 0 | 114,412,006 |
| F003 | NORTHWEST FIRE DIST | 7,724,528 | 104,537,000 | 80,918,917 | 193,180,445 | 0 | 0 | 193,180,445 |
| F006 | COLLINSVILLE FIRE DIST | 592,519 | 15,479,610 | 94,147 | 16,166,276 | 462,645 | 231,531 | 15,472,100 |
| F007 | FOYIL FIRE DISTRICT | 3,128,328 | 26,967,512 | 6,000,688 | 36,096,528 | 0 | 0 | 36,096,528 |

2023 ROGERS COUNTY ASSESSOR'S OFFICE REPORT TO THE EXCISE BOARD

08/07/2023

| | | | | | | | | |
|--------------------------------------|--------------------------|-------------------|--------------------|-------------------|--------------------|----------------|----------------|--------------------|
| F009 | TRI-DISTRICT FIRE PROTEC | 2,490,088 | 38,158,741 | 193,492 | 40,842,321 | 0 | 0 | 40,842,321 |
| F022 | FAIR OAKS FIRE DEPT | 5,107,279 | 12,314,196 | 251,672 | 17,673,147 | 0 | 0 | 17,673,147 |
| F025 | NORTHWEST FIRE DIST (TT) | 437,146 | 1,363,504 | 0 | 1,800,650 | 0 | 0 | 1,800,650 |
| FIRE-DISTRICT TOTAL VALUATION | | 99,256,046 | 387,311,268 | 92,550,067 | 579,117,381 | 462,645 | 231,531 | 578,423,205 |

Other

| DISTRICT | DESCRIPTION | PERSONAL PROPERTY | REAL PROPERTY | PUBLIC SERVICE | TOTAL VALUATION | HOMESTEAD EXEMPTIONS | OTHER EXEMPTIONS | NET VALUATION |
|------------------------------|--------------------------|-------------------|-------------------|-------------------|--------------------|----------------------|------------------|--------------------|
| A004 | OOLOGAH/TALALA AMBULANCE | 7,171,290 | 79,635,016 | 80,566,804 | 167,373,110 | 2,322,416 | 2,021,347 | 163,029,347 |
| OTHER TOTAL VALUATION | | 7,171,290 | 79,635,016 | 80,566,804 | 167,373,110 | 2,322,416 | 2,021,347 | 163,029,347 |

School

| DISTRICT | DESCRIPTION | PERSONAL PROPERTY | REAL PROPERTY | PUBLIC SERVICE | TOTAL VALUATION | HOMESTEAD EXEMPTIONS | OTHER EXEMPTIONS | NET VALUATION |
|-------------------------------|-----------------------|--------------------|--------------------|--------------------|----------------------|----------------------|-------------------|----------------------|
| S001 | CLAREMORE SCHOOLS | 30,673,825 | 186,442,710 | 7,134,640 | 224,251,175 | 3,821,754 | 3,362,181 | 217,067,240 |
| S002 | CATOOSA SCHOOLS | 71,152,511 | 118,848,718 | 10,070,933 | 200,072,162 | 1,557,887 | 1,471,227 | 197,043,048 |
| S003 | CHELSEA SCHOOLS | 2,835,277 | 25,421,930 | 8,842,546 | 37,099,753 | 1,237,254 | 786,817 | 35,075,682 |
| S004 | OOLOGAH SCHOOLS | 7,171,290 | 79,635,016 | 80,566,804 | 167,373,110 | 2,322,416 | 2,021,347 | 163,029,347 |
| S005 | INOLA SCHOOLS | 5,292,815 | 49,052,029 | 8,086,125 | 62,430,969 | 1,483,459 | 1,116,220 | 59,831,290 |
| S006 | SEQUOYAH SCHOOLS | 3,278,271 | 51,463,946 | 1,953,416 | 56,695,633 | 1,617,320 | 1,821,449 | 53,256,864 |
| S007 | FOYIL SCHOOLS | 1,557,132 | 14,040,193 | 1,209,612 | 16,806,937 | 677,522 | 469,977 | 15,659,438 |
| S008 | VERDIGRIS SCHOOLS | 74,777,130 | 62,580,634 | 2,984,316 | 140,342,080 | 1,408,983 | 1,362,360 | 137,570,737 |
| S009 | JUSTUS-TIAWAH SCHOOLS | 1,760,816 | 40,632,202 | 3,285,206 | 45,678,224 | 973,122 | 1,254,399 | 43,450,703 |
| S021 | OWASSO SCHOOLS | 5,339,980 | 233,758,928 | 2,426,744 | 241,525,652 | 4,171,330 | 4,581,637 | 232,772,685 |
| S026 | COLLINSVILLE SCHOOLS | 112,166 | 19,102,859 | 542,745 | 19,757,770 | 484,500 | 599,409 | 18,673,861 |
| S032 | MAYES SCHOOLS | 317,324 | 604,581 | 425,416 | 1,347,321 | 22,000 | 0 | 1,325,321 |
| SCHOOL TOTAL VALUATION | | 204,268,537 | 881,583,746 | 127,528,503 | 1,213,380,786 | 19,777,547 | 18,847,023 | 1,174,756,216 |

TIF-District

| DISTRICT | DESCRIPTION | PERSONAL PROPERTY | REAL PROPERTY | PUBLIC SERVICE | TOTAL VALUATION | HOMESTEAD EXEMPTIONS | OTHER EXEMPTIONS | NET VALUATION |
|----------|------------------|-------------------|---------------|----------------|-----------------|----------------------|------------------|---------------|
| TF01 | BAKER HUGHES TIF | 0 | 0 | 0 | 0 | 0 | 0 | 0 |
| TF02 | NEXTGEN TIF | 403,116 | 45,955 | 0 | 449,071 | 0 | 0 | 449,071 |
| TF03 | PROMISE HOTELS | 0 | 0 | 0 | 0 | 0 | 0 | 0 |

2023 ROGERS COUNTY ASSESSOR'S OFFICE REPORT TO THE EXCISE BOARD

08/07/2023

| | | | | | | | | |
|-------------------------------------|------------------|----------------|------------------|----------|------------------|----------|----------|------------------|
| TF05 | MELTON TRUCK TIF | 195,672 | 1,122,360 | 0 | 1,318,032 | 0 | 0 | 1,318,032 |
| TIF-DISTRICT TOTAL VALUATION | | 598,788 | 1,168,315 | 0 | 1,767,103 | 0 | 0 | 1,767,103 |

I, SCOTT MARSH, Assessor of Rogers County Oklahoma, do hereby certify that the foregoing is a true and correct statement of valuations for Real Estate, Personal Property, Public Service and Homestead Exemptions as certified by the State Board of Equalization and shown by the records in the County Assessor's office. Subscribed by my name and affixed the seal of the County Assessor's office on this day of 08/07/2023.

State of Oklahoma)
) SS
 Rogers County)

Scott Marsh

8-7-23
Date

SCOTT MARSH
 County Assessor
 Rogers County



Jeanne M. Heidlage

I, CATHY PINKERTON BAKER, County Clerk of Rogers County Oklahoma, do hereby certify that the above is a true, correct and complete list of the valuations of Rogers County Oklahoma as certified by the Rogers County Assessor's office.

Jeanne M. Heidlage

Jeanne M. Heidlage
 CATHY PINKERTON BAKER
 County Clerk
 Rogers County



Excise Board:

Justin Brown

Sim Bird

AUG 07 2023
Date